

Projekt: - -

/ RD.WL.0006

Projektdaten

Bezeichnung : -

Planinhalt : -

Plan Nr. : RD.WL.0006

All total length of bar profiles outer dimension

S T A H L L I S T E Betonstahl: B500B

Pos.	Stk.	D	Länge	D8	D10	D12	D14	D16
1	556	12	6.29			3497.24		
2	144	12	1.69			243.36		
3	1188	10	4.39		5215.32			
4	458	16	4.65					2129.70
5	448	10	1.50		672.00			
6	146	10	4.32		630.72			
7	90	16	4.66					419.40
8	264	12	1.50			396.00		
9	168	10	1.48		248.64			
10	238	10	6.35		1511.30			
11	452	10	3.40		1536.80			
12	528	12	1.55			818.40		
13	112	10	1.53		171.36			
14	96	10	1.69		162.24			
15	184	10	5.65		1039.60			
16	144	10	6.29		905.76			
17	40	14	4.55				182.00	
18	819	10	1.50		1228.50			
19	8	12	6.75			54.00		
20	149	8	2.46	366.54				
21	1185	16	0.65					770.25
22	300	12	0.60			180.00		
23	276	12	5.65			1559.40		
24	32	14	2.96				94.72	
25	138	12	4.27			589.26		
26	92	10	4.27		392.84			
27	180	16	1.75					315.00
28	296	10	1.45		429.20			
29	112	10	1.19		133.28			
30	8	14	3.38				27.04	
31	40	14	2.75				110.00	

Gesamtlängen		366.54	14277.56	7337.66	413.76	3634.35
kg / m	D8	0.395	D10 0.617	D12 0.888	D14 1.208	D16 1.578
kg / d		144.783	8809.254	6515.842	499.822	5735.004

Gesamtgewicht (kg) 21704.705

Pos. Bemerkung:

21 sidra v obst.nosilce in stebre

22 sidra v osbtoječo steno

Projekt: - -

/ RD.WL.0006

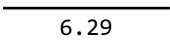
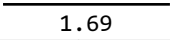
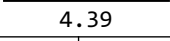
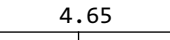
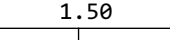
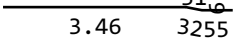
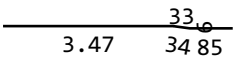
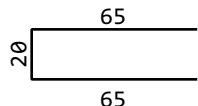

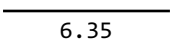
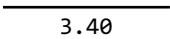
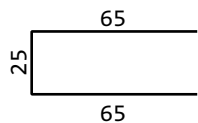
Projektdaten

Bezeichnung : -

Planinhalt : -

Plan Nr. : RD.WL.0006

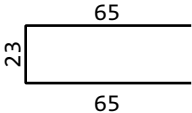
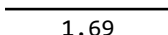
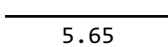
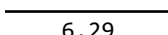
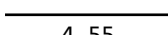
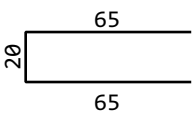
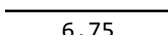
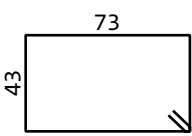
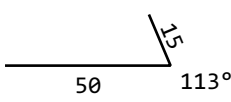
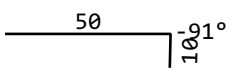
B I E G E L I S T E Betonstahl: B500B

Pos.	Stk.	R	Länge	dbr ds	Typ	Biegeform						Ges.L	Gewicht kg
						A	B	C	D	E	H		
1	556	12	6.29	4	A1	6.29						3497.24	3105.549
													
2	144	12	1.69	4	A1	1.69						243.36	216.104
													
3	1188	10	4.39	4	A1	4.39						5215.32	3217.852
													
4	458	16	4.65	4	A1	4.65						2129.70	3360.666
													
5	448	10	1.50	4	A1	1.50						672.00	414.624
													
6	146	10	4.32	4	C2	3.46	0.31	0.06	0.55			630.72	389.154
													
7	90	16	4.66	4	C2	3.47	0.33	0.06	0.85			419.40	661.813
													
8	264	12	1.50	4	A3	0.65	0.20	0.65				396.00	351.648
													
9	168	10	1.48	4	A3	0.65	0.18	0.65				248.64	153.411
													
10	238	10	6.35	4	A1	6.35						1511.30	932.472
													
11	452	10	3.40	4	A1	3.40						1536.80	948.206
													
12	528	12	1.55	4	A3	0.65	0.25	0.65				818.40	726.739
													

Projekt: - -

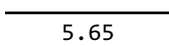
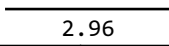
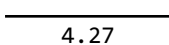
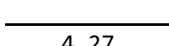
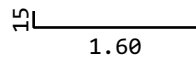

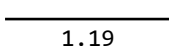
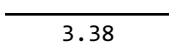
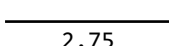
/ RD.WL.0006

B I E G E L I S T E Betonstahl: B500B

Pos.	Stk.	R	Länge	dbr ds	Typ	Biegeform						Ges.L	Gewicht kg
						A	B	C	D	E	H		
13	112	10	1.53	4	A3	0.65	0.23	0.65				171.36	105.729
													
14	96	10	1.69	4	A1	1.69						162.24	100.102
													
15	184	10	5.65	4	A1	5.65						1039.60	641.433
													
16	144	10	6.29	4	A1	6.29						905.76	558.854
													
17	40	14	4.55	4	A1	4.55						182.00	219.856
													
18	819	10	1.50	4	A3	0.65	0.20	0.65				1228.50	757.984
													
19	8	12	6.75	4	A1	6.75						54.00	47.952
													
20	149	8	2.46	4	B1	0.43	0.73				0.07 0.07	366.54	144.783
													
21	1185	16	0.65	4	X1	 Nr. dx dy l >° 1 0.53 0.00 0.50 113 2 -0.07 0.16 0.15 Bemerkung: sidra v obst.nosilce in stebre						770.25	1215.454
22	300	12	0.60	4	X1	 Nr. dx dy l >° 1 0.50 0.00 0.50 -91 2 -0.00 -0.10 0.10 Bemerkung: sidra v osbtoječo steno						180.00	159.840

Projekt: - -

/ RD.WL.0006

B I E G E L I S T E Betonstahl: B500B													
Pos.	Stk.	Ř	Länge	dbr ds	Typ	Biegeform						Ges.L	Gewicht kg
						A	B	C	D	E	H		
23	276	12	5.65	4	A1	5.65						1559.40	1384.747
													
24	32	14	2.96	4	A1	2.96						94.72	114.422
													
25	138	12	4.27	4	A1	4.27						589.26	523.263
													
26	92	10	4.27	4	A1	4.27						392.84	242.382
													
27	180	16	1.75	4	A2	0.15	1.60					315.00	497.070
													
28	296	10	1.45	4	A2	0.15	1.30					429.20	264.816
													
29	112	10	1.19	4	A1	1.19						133.28	82.234
													
30	8	14	3.38	4	A1	3.38						27.04	32.664
													
31	40	14	2.75	4	A1	2.75						110.00	132.880
													

Gesamtgewicht (kg) 21704.706